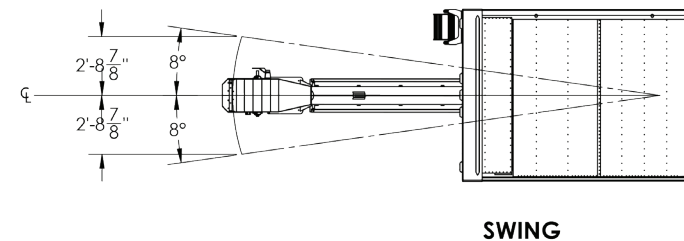
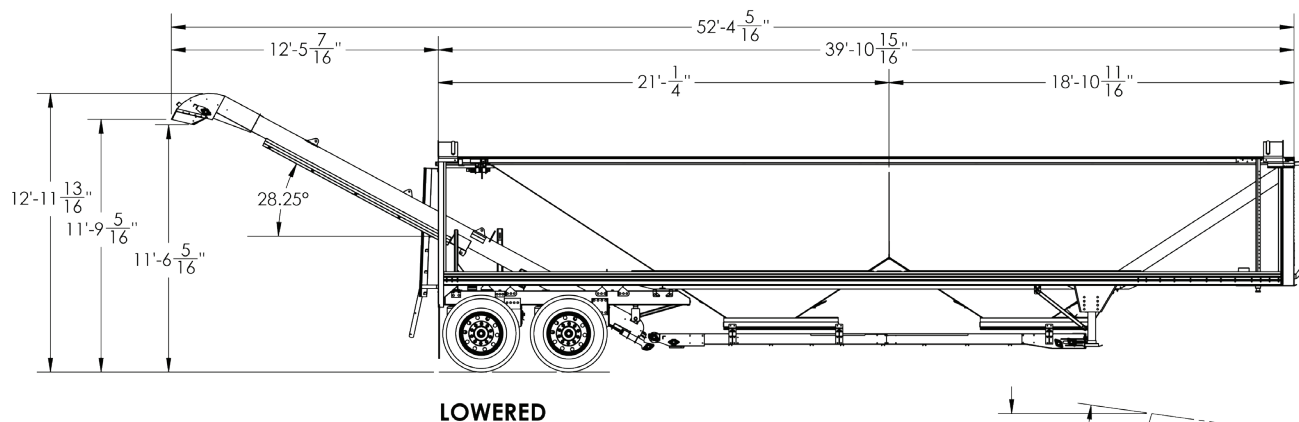
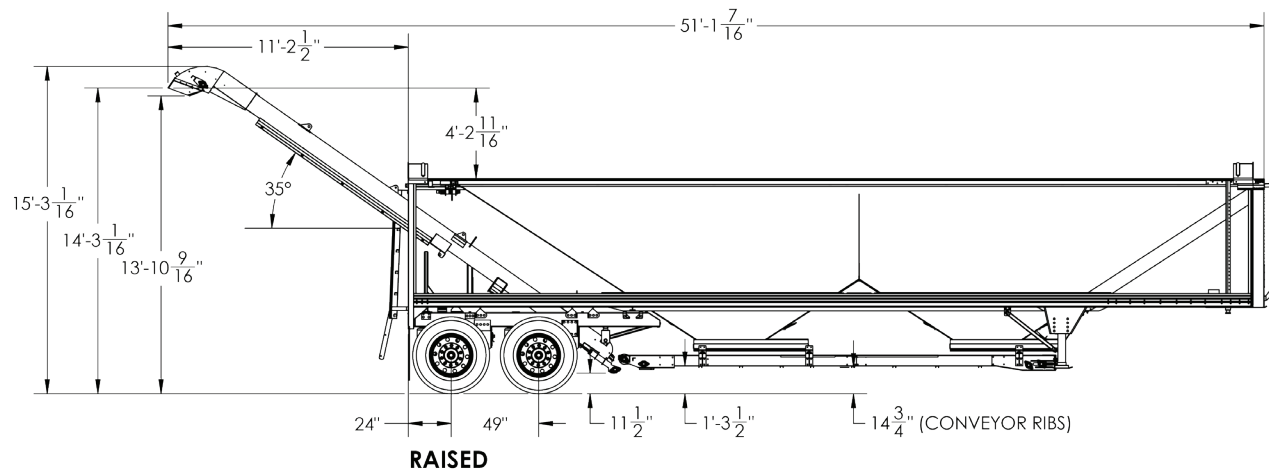


Standard Specifications



Timpte reserves the right to change design or specifications without notice. Information contained herein is general in nature and is not intended for specific applications purposes.



1827 Industrial Drive / David City, NE 68632 / (402) 367-3056 / timpte.com / sales@timpte.com

TIMPTE.COM

MADE IN AMERICA

8/21

TIMPTE F-4000 TENDER



MADE IN AMERICA 


Standard Features

F-4000 Tender

The Timppe F-4000 Tender was specifically designed and engineered as a dedicated tender for hauling seed and fertilizer to the field. This tender features a high quality, hydraulically-driven stainless steel belt conveyor system that is coupled with the strength and durability of a Timppe Super Hopper. This trailer can legally haul up to 26 tons and unload it in minutes. At Timppe we understand that no operation is the same, that is why we have the flexibility to customize your tender to meet your specific needs.



SWINGING DISCHARGE CHUTE (TOTAL SWING 6'-5")



The patented EZ Flow Hydraulic Trap™ has been thoroughly tested to meet your tough hauling demands. From field to road there is no hydraulic or electric trap that compares to strength and reliability of the EZ Flow.



Thunder Power Tarp 7000 utilizes One-Touch™ Technology, which allows the operator to open and close the tarp system with one push of a button. Remote Included.



Timppe's new flow deflector design allows the operator to fully open the doors without having to meter the product onto the belt. This also eliminates spillage.



4" x 8" sight glass windows provide increased visibility inside the hopper tubs during loading and unloading.

Belt System Features



20 to 25 gallon per minute wet kit average discharge rate exceeds 4000 lbs. per minute.
(Depending on product)



Cleated belt design for greater angle of conveying products into today's tallest floaters and air seeders.



Conveyor is constructed of high quality 304 stainless steel




Easy to use controls make operation effortless. It also includes 1 gauge for monitoring hydraulic pressure.


Popular Options



3 or 4 Compartments



Permanent Vibrators



Work Lights



35HP Kohler Command Pro Power Unit

Hydraulic System

Hydraulic Requirements

- 2500 psi operating pressure
- 20-25 GPM
- Hydraulic reservoir – 30 gallons capacity



The vertical hydraulic cylinders move the upper conveyor tube up and down while the horizontal hydraulic cylinder moves the conveyor tube left to right by 9 degrees.



The lower assembly unit utilize hi-performance Parker hydraulic motors.



The upper assembly unit utilize hi-performance Parker hydraulic motors.

Capacities

40' Length
72" Height
96" Width

2 Hopper Capacities			
Heaped 9"		Water Level	
Rear Hopper	Front Hopper	Rear Hopper	Front Hopper
787 ft ³	784 ft ³	699 ft ³	697 ft ³

4 Hopper Capacities							
Heaped 9"				Water Level			
Rear Hopper	Mid-Rear Hopper	Mid-Front Hopper	Front Hopper	Rear Hopper	Mid-Rear Hopper	Mid-Front Hopper	Front Hopper
487 ft ³	300 ft ³	300 ft ³	484 ft ³	425 ft ³	274 ft ³	274 ft ³	423 ft ³